










MARINA PLAN

Map key

- 1 Marina office
- 2 Force 4 Chandlery
- 3 Why Boats
- 4 Boat sales
- 5 Marine Power
- 6 Marine services
- 7 Offices
-  Washrooms
-  Refuse
-  Recycling
-  Boat hoist
-  Boatyard
-  Alexanda's Deli
-  Car park
-  SOS equipment
-  Ladder

Railway

Flood tide



Hamble River



Ebb tide



Beware. Tidal flows up to 3 knots

Bursledon Station

